

Sport X-over
SX4



Standard and optional equipment available may vary for individual markets. Please enquire at your dealers, as specifications and illustrations may refer to models not available in your region. Specifications in non-metric units are approximate. SUZUKI MOTOR CORPORATION reserves the right to change, without notice, prices, colours, materials, equipment, specifications and models, and also to discontinue models.

 **SUZUKI**
SUZUKI MOTOR CORPORATION
300 TAKATSUKA, MINAMI, HAMAMATSU, JAPAN


SABEHA
سابح

Sana'a, Hodeida, Taiz, Ibb
Tel.: (+967) (1) 201359, 201319
Showroom (Sana'a): 404340
E-mail: suzuki@yemen.net.ye,
Downloaded from www.sabehagroup.com

SX4 CATALOGUE (E)
99999-B1K02-801 0802 © Printed in Japan



Way of Life!


SX4 defines the Sport X-over experience

Today's active lifestyle demands maximum use of available time, including that spent commuting to and from various obligations and activities.

Suzuki's new SX4 offers an excellent opportunity to upgrade two of your needs: efficient daily transportation and dynamic all-round performance. The unique X-over (crossover) design suggests new dimensions of freedom, while the compact dimensions and crisp handling make it so easy to drive. Abundant proportions of comfort, convenience, and safety make it the Sport X-over of the future.

Wherever it takes you, the all-round Suzuki SX4 fulfills your lifestyle.





Outdoor Line



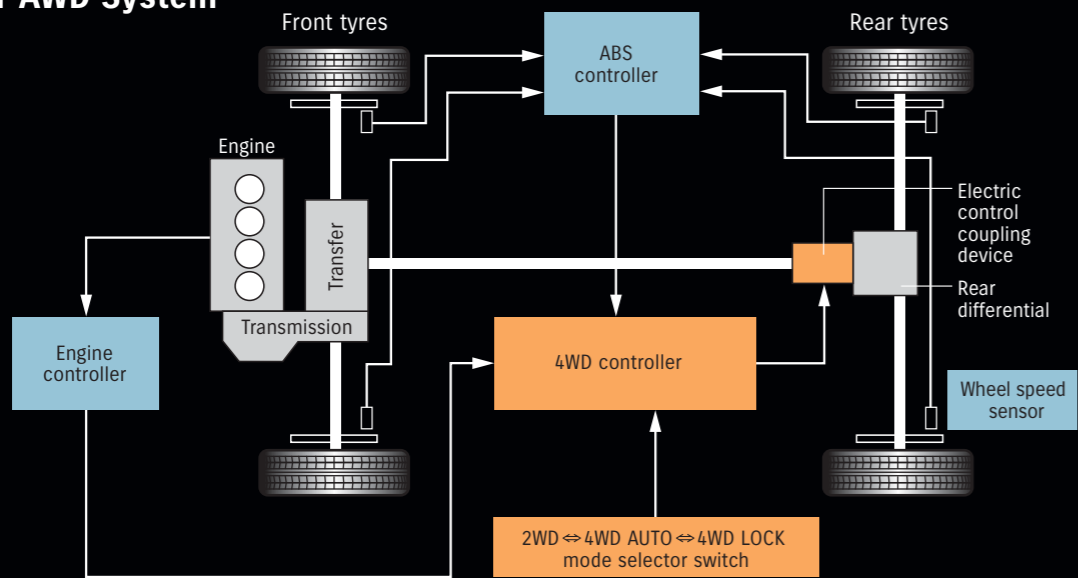
Dynamic performance knows no bounds

Engineered from conception to be 4x4 capable while still delivering dynamic performance, the Suzuki SX4's sporty compact heritage is apparent in its crisp, precise handling and comfortable, long-distance cruising. And Suzuki's extensive development of 4x4 technology shows in its i-AWD (intelligent All Wheel Drive) system* that eases everyday driving functionality. Experience the Suzuki SX4's well-balanced performance, and realise an all-new freedom that knows no bounds.

*i-AWD is an intelligent all wheel drive system that utilises an electric control coupling device.



i-AWD System



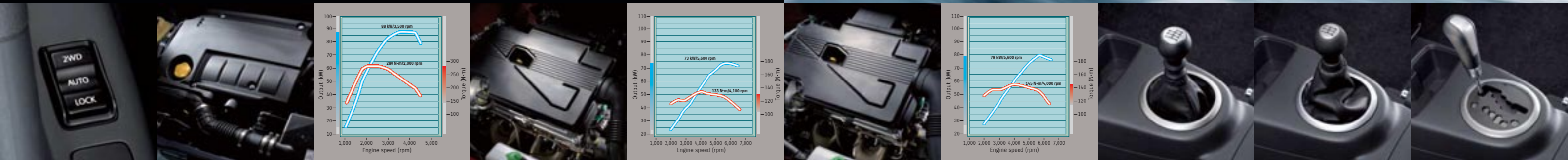
2WD
With no 4WD braking effect, front-wheel-only 2WD is the economical mode for driving on dry pavement.



4WD Auto
The standard mode for everyday driving, the system automatically increases torque to the rear wheels upon sensing slip in the front wheels, and decreases rear wheel torque when front wheel-slip lessens.



4WD Lock
Lock mode provides ample torque to the rear wheels from start-up for effective getaways in low-traction conditions such as mud or snow. The system automatically switches over to, and remains in 4WD Auto at speeds of over 60km/h.



Switchable 3-mode 4WD
Delivering reliable all-wheel traction that responds to driving needs, the i-AWD's console-mounted 3-position electric control coupling device offers a choice of 2WD, 4WD Auto, and 4WD Lock modes. 4WD Auto mode eliminates the need to manually switch between two- and four-wheel drive in conditions that demand the advantages of both.

1.9-litre intercooled turbocharged DDiS
This powerful diesel engine uses common-rail direct injection to boost power and torque while reducing harmful emissions for compliance with Euro 4 emissions regulations. A diesel particulate filter further reduces soot.

*A 1.6-litre DDiS engine is also available.

1.5-litre 16-valve DOHC
This potent yet fuel-efficient petrol engine offers exceptional cost performance while complying with Euro 4 emissions regulations, and features an electric-control throttle body that delivers smooth drivability and snappy response.

1.6-litre 16-valve DOHC with VVT
Variable valve timing (VVT) adjusts combustion potential to engine speed, delivering fuel-efficiency on city streets as well as satisfying motorway power, while also helping to ensure compliance with Euro 4 emissions regulations.

6-speed manual transmission
A close-ratio 6-speed manual transmission paired to the DDiS diesel takes full advantage of the turbo's torque potential. The transmission's 6th gear effectively functions as overdrive, using the diesel engine's smooth power and fuel efficiency to make highway cruising a joy.

5-speed manual and 4-speed automatic transmissions
The 1.5-litre petrol engine uses a 5-speed manual transmission, while the 1.6-litre engine offers a choice of 5-speed manual or 4-speed automatic.

Safety

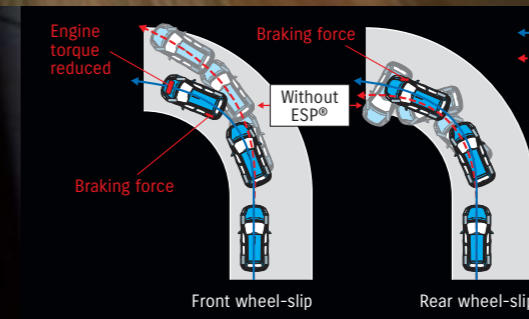


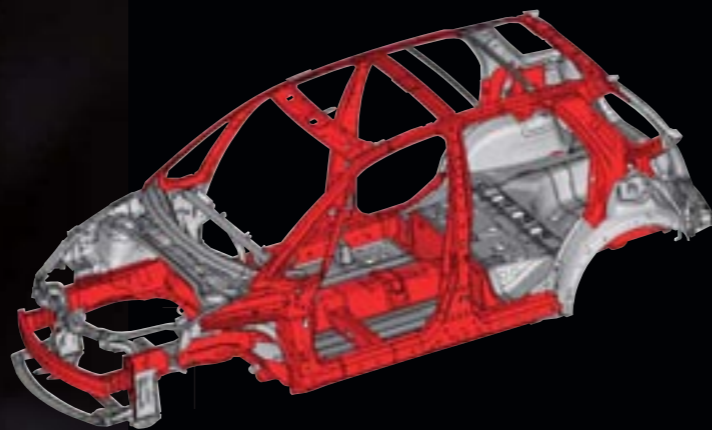
Occupant protection is built-in

The Suzuki SX4 rewards your expectations with active safety systems that help reduce accidents, and preventative safety systems that protect occupants should an accident occur. Adding support are a safety-engineered body structure and advanced handling components. Suzuki engineered the suspension system—including a newly designed platform plus rigid body and chassis—to provide the handling “feel” that’s so highly valued by discriminating European drivers. Now relax and enjoy the ride.



Safety-engineered body

In a collision, front and rear crush zones progressively absorb impact energy, while frame design directs energy away from occupants. The highly rigid cabin structure further benefits from side-impact door beams, reconfigured side members, and other reinforcements.



Suspension system

An independent MacPherson strut front suspension is teamed with a highly rigid torsion beam set-up in the rear, providing responsive, linear handling and stable cornering performance regardless of driving conditions. Other benefits include remarkable ease of operation and occupant comfort.

Rear suspension

The strong and reliable torsion-beam rear suspension offers high levels of rigidity to deliver the crisp, stable handling that makes the Suzuki SX4 a pleasure to drive even on long-distance motorway journeys.

Brakes

Confidence-inspiring braking performance is the product of employing a 10-inch booster to augment the impressive stopping power of the front ventilated-disc and rear leading-and-trailing-drum brakes.

Confidence-inspiring safety

The Suzuki SX4 can boast Euro NCAP-equivalent protection level ratings of 4 stars for occupants and 2 stars for pedestrians. Other safety features include head-impact protection structures for all models, as well as a high eye-point for the driver, increasing all-round field of vision while reducing blind spots. An available six-airbag system comprises two front, two side, and two curtain airbags.

Electronic Stability Program (ESP®)**

Available on select models, ESP® supplements the Suzuki SX4's inherent stability with four major functions: anti-lock braking system (ABS), electronic brake-force distribution (EBD), traction control and stability control. ABS with EBD is standard for all models.

*ESP is a registered trademark of Daimler AG.

Stability control function of ESP®

ESP®'s ECU uses various sensors to determine and hold the intended cornering line, greatly increasing traction and stability control while reducing front and rear wheel-slip for enhanced safety.

Detachable head restraints

Detachable head restraints for all three rear seats help reduce collision-impact injuries to rear-seat occupants.

Seatbelts

Both front and rear seats are fitted with 3-point ELR seatbelts. Front seatbelts include pre-tensioners as well as force-limiters, while right and left rear seatbelts feature child-seat anchors that comply with ISO FIX standards.

Boldly sporty, elegantly refined

Driving enthusiasts will instinctively appreciate the stylishly functional cockpit environment. The black motif highlighted by dual silver accents, plus generous use of high-quality materials, creates a consistently refined yet highly sporty feel. The intelligent layout locates all switches and controls readily at hand, and ergonomic seating increases cabin comfort. All these factors and more speak of uncompromising attention to detail. They tell you the Suzuki SX4 is designed to be driven.



Meters

The large, easily visible three-ring meter cluster features red illuminated numerals on black faces, and is echoed in the triple air-conditioner dials and other controls, augmenting the cohesive, sporty appearance of the flush-surface instrument panel.



Steering wheel

Available leather-covered steering wheel features tastefully integrated audio control switches.

Tilt steering column

The adjustable steering column tilts vertically, helping drivers accommodate their most suitable driving position.

Information display

Positioned above the centre panel for easy visibility, the information display informs occupants of current time and outside temperature, as well as instantaneous fuel consumption.

Air conditioner

The dials of the available fully automatic air conditioner have ring lights, making them easier to see while adding a design accent imported from the instrument panel to the cockpit's coordinated environment.

Driver control console

Power windows and door mirrors can be individually controlled from the driver's-side master control console.

CD tuner

The top-line 8-speaker audio system surrounds occupants in high-quality sound.

Steering wheel-mounted audio controls

Available steering wheel-mounted audio controls add to driver convenience by enabling audio adjustment without removing one's hands from the steering wheel.

Audio speaker system

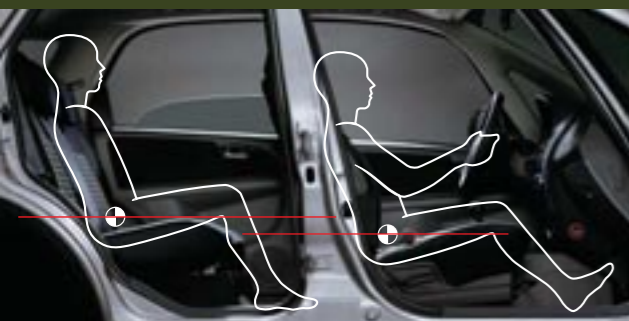
Up to eight speakers (four speakers and four tweeters) in front and rear doors are available to increase your driving enjoyment.

Space and ease are shared by all

The Suzuki SX4's X-over design also extends to the interior, offering high levels of comfort and easy access for all occupants, while readily accommodating all the gear of their active, far-ranging lifestyles. Intelligent use of available space delivers the cabin-wide convenience and functionality of a full-size SUV.

Time spent in the SX4 cabin is well spent indeed.

Space



Elevated rear seats

Positioning rear seats slightly higher than front seats provides rear-seat occupants with an equally liberating field of vision, while enhancing their cabin entry and exit through the wide-opening rear doors.



Luggage room utility

60:40-split rear seats enable transport of long items while still seating up to two occupants. Tumbling rear seats forward creates a flat luggage room floor with maximum capacity of 625 litres (VDA).

Under-seat tray

A sliding tray beneath the front passenger's seat is a convenient place to store maps, magazines, and the like.

Front cup holders

Dual front cup holders keep your beverages of choice readily at hand.

Driver's seat height adjuster

Lever-type height adjuster enables drivers to enhance their driving position.

Illuminated ignition



Illuminated ignition increases night-driving convenience.

Keyless Start System


A built-in transmitter on the ignition key of the available Keyless Start System allows the driver to lock and unlock the doors by pushing a door knob-mounted button, as well as to start the engine with a knob located on the steering column, all without using the key itself.

Seating material

GL and GLX models benefit from new seating material. Dual-layering of centre and backrest cushions increases ride comfort, while the mesh outer layer enhances the sporty feel of the interior.



Outdoor Line



Urban Line